


**Espay Solar Energy S.L.**

# **How to charge the lithium battery for communication base stations**



## Overview

---

The key components are: Use a compatible lithium-ion battery charger designed for the specific battery chemistry and voltage. Remove the battery from the device or equipment if. These factors collectively make communication batteries for base stations a highly specialized and mission-critical component. The charging process varies depending on battery chemistry, with. Setting up a telecom battery charging station requires selecting optimal battery types (like lithium-ion or VRLA), adhering to safety protocols (ventilation, fire suppression), choosing energy-efficient power sources, and performing regular maintenance. During discharge, the ions move back, releasing energy to power your device. A 12V 30Ah LiFePO4 battery has a nominal voltage of 12V and a capacity of 30 ampere - hours (Ah). Their high energy density and lightweight design make them indispensable, but improper.

## How to charge the lithium battery for communication base stations

---




### How to Charge Lithium Ion Batteries

To charge your device, check the battery level, plug it into a charger, and disconnect it when the charge is below 100%. Take simple measures to preserve your lithium-ion battery such as ...

### How to Charge a Li-Ion Battery Correctly and Safely

To reduce strain, maintain the lithium-ion battery on the peak cut-off as brief as you can. As soon as the charge is ended, the battery voltage starts to decline. This assists in easing the ...



### Can a 12V 30Ah LiFePO4 battery be used in a communication base station


LiFePO4 batteries can be charged at a much faster rate than lead - acid batteries. This is particularly important in communication base stations, where a quick recharge is often required after a power ...





## How to Charge Lithium Battery

This comprehensive guide explains how to charge lithium battery correctly, covering key topics like battery chemistries, charging stages, safety protocols, compatible chargers, and ...



**PRODUCT INFORMATION**



-  **BATTERY CAPACITY**  
50kWh-500kWh
-  **DC VOLTAGE RANGE**  
400V-1000V
-  **DEGREE OF PROTECTION**  
IP54
-  **OPERATING TEMPERATURE RANGE**  
-10-50°C

## Communication Batteries: Why Telecom Base Stations Have Unique

...

In modern telecom networks, ensuring uninterrupted connectivity is critical. The term "communication batteries" is often used ambiguously online, leading to confusion among operators, ...

## How to Set Up a Telecom Battery Charging Station Efficiently?

Setting up a telecom battery charging station requires selecting optimal battery types (like lithium-ion or VRLA), adhering to safety protocols (ventilation, fire suppression), choosing energy ...



## How to Charge Lithium Batteries: Complete Guide to Safe and ...

Learning how to charge your lithium batteries properly is essential for maximizing battery performance, safety, ...


and lifespan. Lithium charge requires a two-stage process involving constant ...



---

## How to Charge a Lithium Battery Safely and Effectively

With proper charging, you can triple your battery's life, avoid costly replacements, and stay safe. In this guide, we'll walk you through the safest and most effective methods to charge ...



## Communication base station lithium battery charging voltage

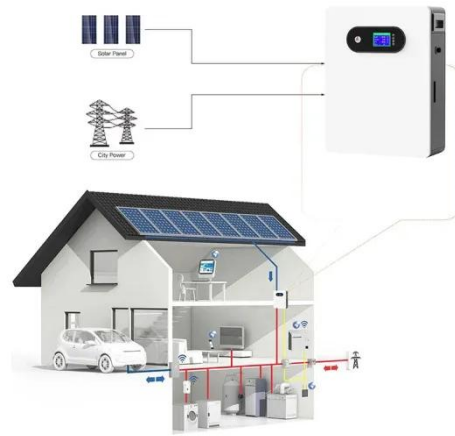
The key components are: Use a compatible lithium-ion battery charger designed for the specific battery chemistry and voltage. Ensure the battery and charger are at room temperature (around 20°C) for ...

---

## What Do You Need to Know Before Charging Lithium Cells?

Learn the correct way to charge lithium cells safely. Understand voltage limits, charging stages, and tips from Ufine

Battery experts.



---

## Contact Us

For catalog requests, pricing, or partnerships, please visit:  
<https://www.espay.es>

